

# ophelis docks



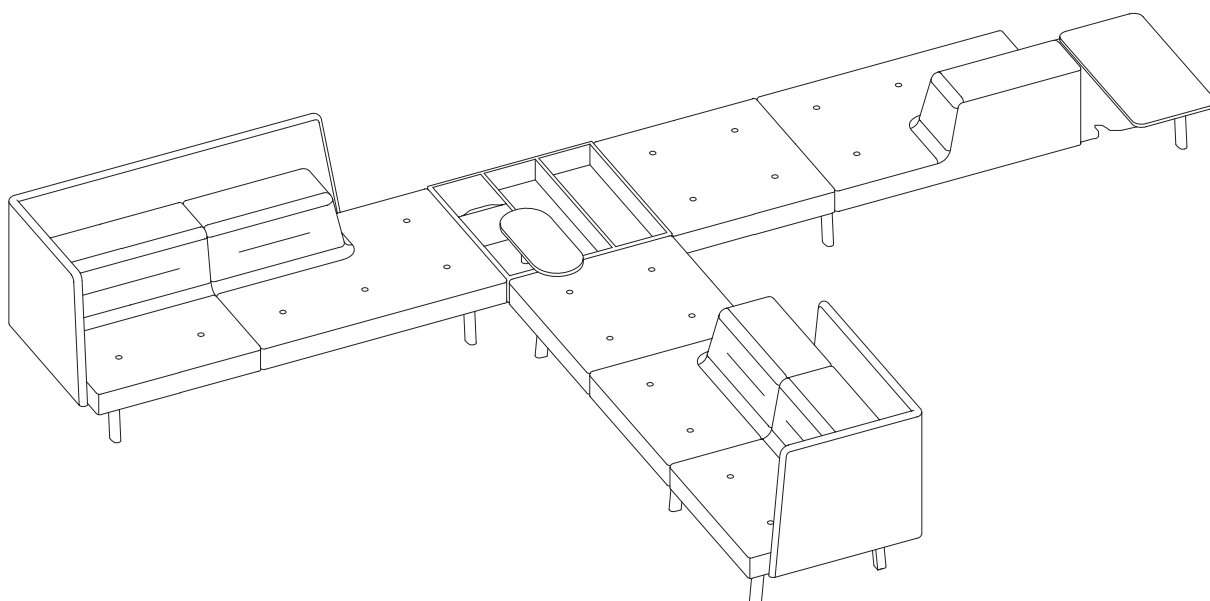
**ophelis docks** est un système modulaire qui permet de créer tout type d'îlots au sein de votre espace. docks est la réponse d'ophelis aux nouvelles exigences des espaces de bureau. C'est ainsi que les zones dites intermédiaires – en complément des postes de travail classiques – répondent aux besoins du monde du travail en mouvement.



Les configurations sont individualisables et flexibles grâce au grand nombre de modules : de la salle d'attente ou salle de repos, aux postes de travail temporaires, en passant l'aménagement d'un espace de communication isolé au niveau acoustique et visuelle au sein-même de l'open-space. Les éléments add-on tels que des luminaires, des sièges et des tables d'appoint peuvent être intégrés au système via le panneau additionnel. Ils parfaient le système en répondant à toutes les exigences – même les plus individuelles. La gestion intelligente des câbles permet à ophelis docks d'être le lieu de travail idéal.



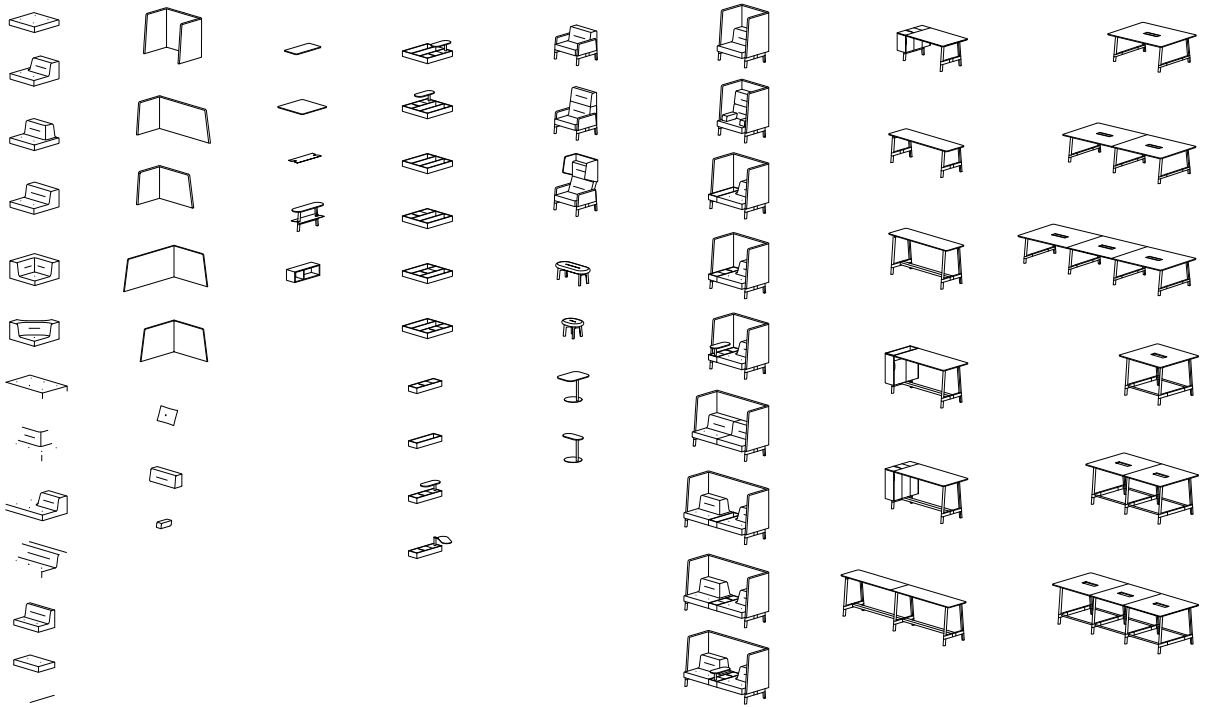
# Caractéristiques du produit



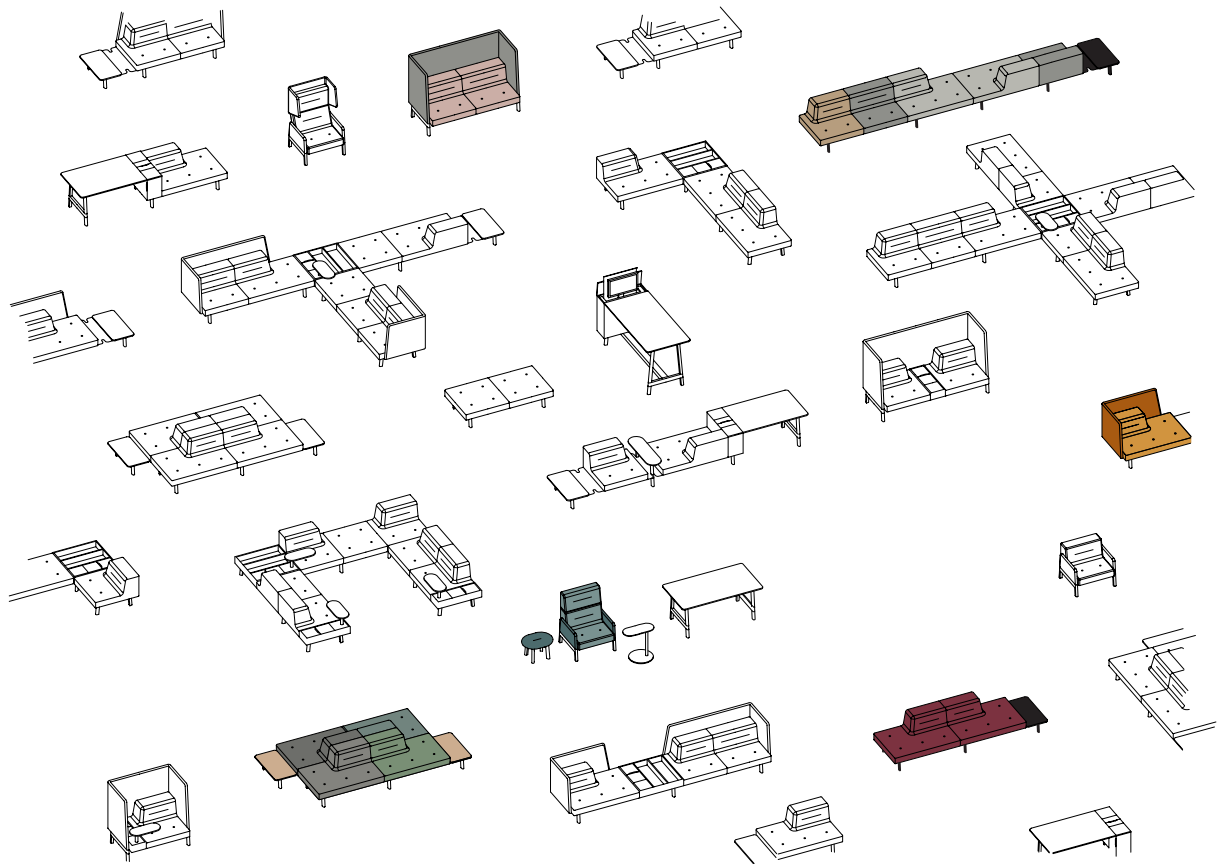
- Un système de construction modulaire qui se configure librement
- Aménage les espaces de retraits, de communications et les zones dites intermédiaires avec un système complet
- En plus des assise rembourrées dont les dossiers peuvent être tapissés, vide-poche, tables, High benches et benches hauts, à Toutes les hauteurs
- L'arrivée des câbles est invisible, lorsqu'elle est intégrée au piètement pour une électrification flexible
- Les „bricks“ permettent d'intégrer une E-box, un bac à plantes ou encore une tablette pour ordinateur pour travailler depuis Les assises basses
- Isolation visuelle et/ou acoustique grâce aux paravents
- Modules complémentaires : tabouret, fauteuil, fauteuil dos haut, fauteuil à oreilles, Laptable Floor, coussin, repose tête et accoudoirs
- Le module de base est un carré de 90 sur 90 cm, à partir duquel on peut assembler à l'infini les éléments sur une grille de conception de 15 cm
- En plus : types fixes de 60 cm de profondeur pour les espaces plus petits ou une disposition orientée mur
- Beaucoup de possibilités de personnalisation grâce au très larges choix de textiles



# Module




# Exemples




# Couleurs et matières

## Tissus: Kvadrat Remix 3 (PG 21)




123




133




233



612




653




643




422



722




852




362




733




762



773




912




933


## Tissus: Kvadrat Atlas (PG 21)




0621




0451




0471




0561




0631




0861



0881




0161




0951




**Tissus: Kvadrat Steelcut Trio 3 (PG 22)**




713




213




426




276




515




446



976




883




383


**Tissus: Kvadrat Fiord 2 (PG 22)**




101




151



721




451




571




581



971




771




981


**Tissus: Kvadrat Field 2 (Tissu fonctionnel) (NF P 92 507 M1) (PG 22)**




0463




0643




0963



0693




0782



0182


**Tissus: Kvadrat Febrik Mosaic 2 (PG 23)**




0922



0422



0682




0692


**Tissus: Kvadrat Febrik Plecto (PG 23)**



0224



0564




0654




0984


**Tissus: Kvadrat Hallingdal 65 (PG 23)**




0103




0116



0166



0407



0420




0687




0764


**Tissus: Kvadrat Divina 3 (PG 23)**




0856



0444




0584



0893

**Tissus: Kvadrat Divina Melange 3 (PG 23)**



0260




0567



0747

**Tissus: Kvadrat Divina MD (PG 23)**



0753



0813

**Tissus: Kvadrat Coda 2 (PG 26)**



116



442



962




382


**Tissus: Camira Blazer (PG 21)**




CUZ2Q




CUZ28



CUZ1E




CUZ3A




CUZ2W



CUZ21




CUZ1V




CUZ67


**Tissus: Camira Mainline Flax (PG 21)**



MLF32



MLF22




MLF16



MLF23


**Tissus: Camira Synergy (PG 21)**




LDS35




LDS46




LDS56



LDS59



LDS62



LDS76



LDS77

**Tissus: Camira Vita (Tissu fonctionnel) (PG 21)**




ITA03




ITA11



ITA22




ITA29



ITA04


**Cuir véritable: Muirhead Caledonian (PG 25)**




SX001




SX004



SX005



SX006



SX007




SX009




SX010



SX011



SX008




SX016




SX028




SX012



SX014



SX015



SX625




SX017




SX031




SX018




SX032




SX019




SX033




SX020



SX026



SX034



SX025




SX024




SX023



SX022



SX021



SX027

**Cuir véritable: Elmo Leather Elmosoft (PG 26)**



00100




05011



22030



00109



17027



55002



01037



01061



01003



11049



54035



13072




33001



33004



35126



77158



93129



95006



93068



71017



77127



97038



98015



99999


## piètements



blanc lumière  
(RAL 9016)




Aluminium poli



noir graphite  
(RAL 9011)



chêne naturel  
huilé



cerisier huilé



noyer huilé

## Revêtements: Bois véritable



érable naturel



érable huilé



chêne blanchi à  
la chaux



chêne blanchi à  
la chaux huilé




chêne naturel




chêne huilé



hêtre naturel



cerisier



cerisier huilé



noyer



noyer huilé



chêne fumé



chêne noir



## Revêtements: Mélamine



blanc atlas




blanc crème




blanc soft




gris lumière




Gris soie



brun gris



graphite



noir




imitation érable




chêne claire




hêtre claire



gris vert



bordeaux



bleu noir


## Revêtements: laque




blanc  
signalisation  
(RAL 9016)




blanc crème  
(RAL 9001)




gris soie  
(RAL 7044)




gris fer  
(RAL 7011)




brun gris  
(RAL 8019)




vert pâle




Jaune miel  
(RAL 1005)



rouge beige  
(RAL 3012)



bordeaux  
(RAL 3005)



bleu noir  
(RAL 5004)

