


CL2 Series Sitting/standing table



Product features

- Ergonomic work table due to electromotive height adjustment
- Fixed top
- Optional C-foot or T-foot with slight curvature, high stability, foot shape square tube
- Available in different widths from 1200 to 2000 mm and three depths (800, 900, 1000 mm)
- Large lifting range: 650 – 1,280 mm
- Lifting speed: 50 mm/sec
- Quiet operation: Noise level during operation < 42 dB
- Start-up behavior of the tables is very quiet and smooth
- Convenient cable management thanks to vertical and horizontal cable duct, cable outlets and CPU holder
- With premium collision protection
- Optional equipment memory control

Electrification

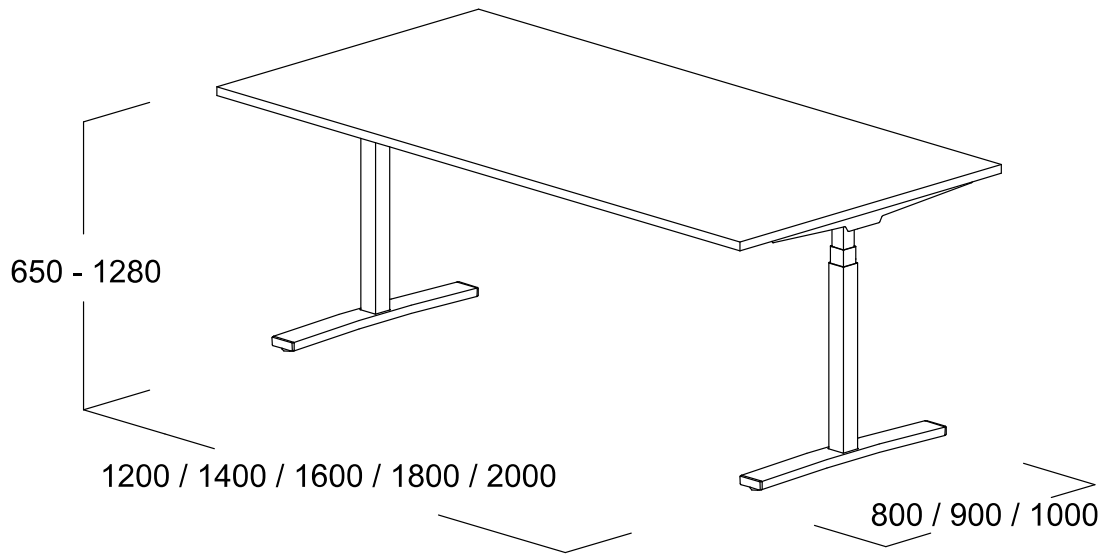


Electrification options

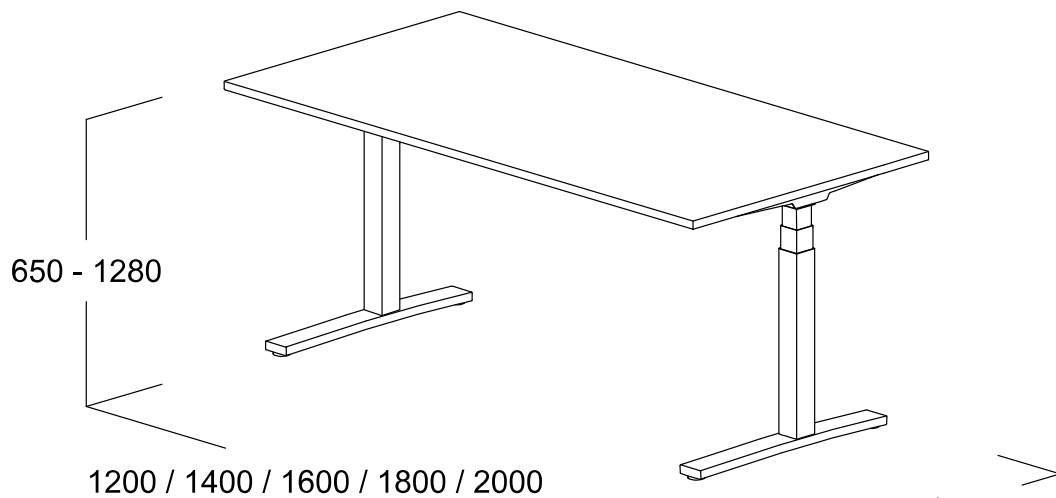
- Fixed table top with fold-down cable duct
- Clean cable management through flexible cable chain or cable stocking for guiding cables up to standing height as well as steel cable duct for invisible cable routing on the leg; handling: easily removable without tools through clip fastener
- Cable channel free of control element – thus more space in the cable channel
- Netbase: For direct, convenient access to power and data connections with brush for dust-tightness and to fix the cables in place
- Netbox: Connections are directly accessible to the user at the table – can be individually equipped with power and data connections
- Cable outlets: round or angular, can also be attached to the rear edge of the table
- Optional equipment: Memory control

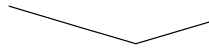
Dimensions

Reihe CL2 mit T-Fuß



Reihe CL2 mit C-Fuß






800 / 900

Colors and materials


frames



light white
(RAL 9016)



silver metallic



black

Surfaces: Genuine wood



maple



maple, oiled



whitewashed
oak



whitewashed
oak, oiled



oak




oak, oiled



beech



cherry wood



cherry wood,
oiled



walnut



walnut, oiled



smoked oak



black oak

Surfaces: Melamine



atlas white




cream white




soft white




light grey




Silk grey



grey brown



graphite



black



maple trim



oak light



beech light


Surfaces: lacquer




traffic white
(RAL 9016)




cream white
(RAL 9001)



silk grey
(RAL 7044)

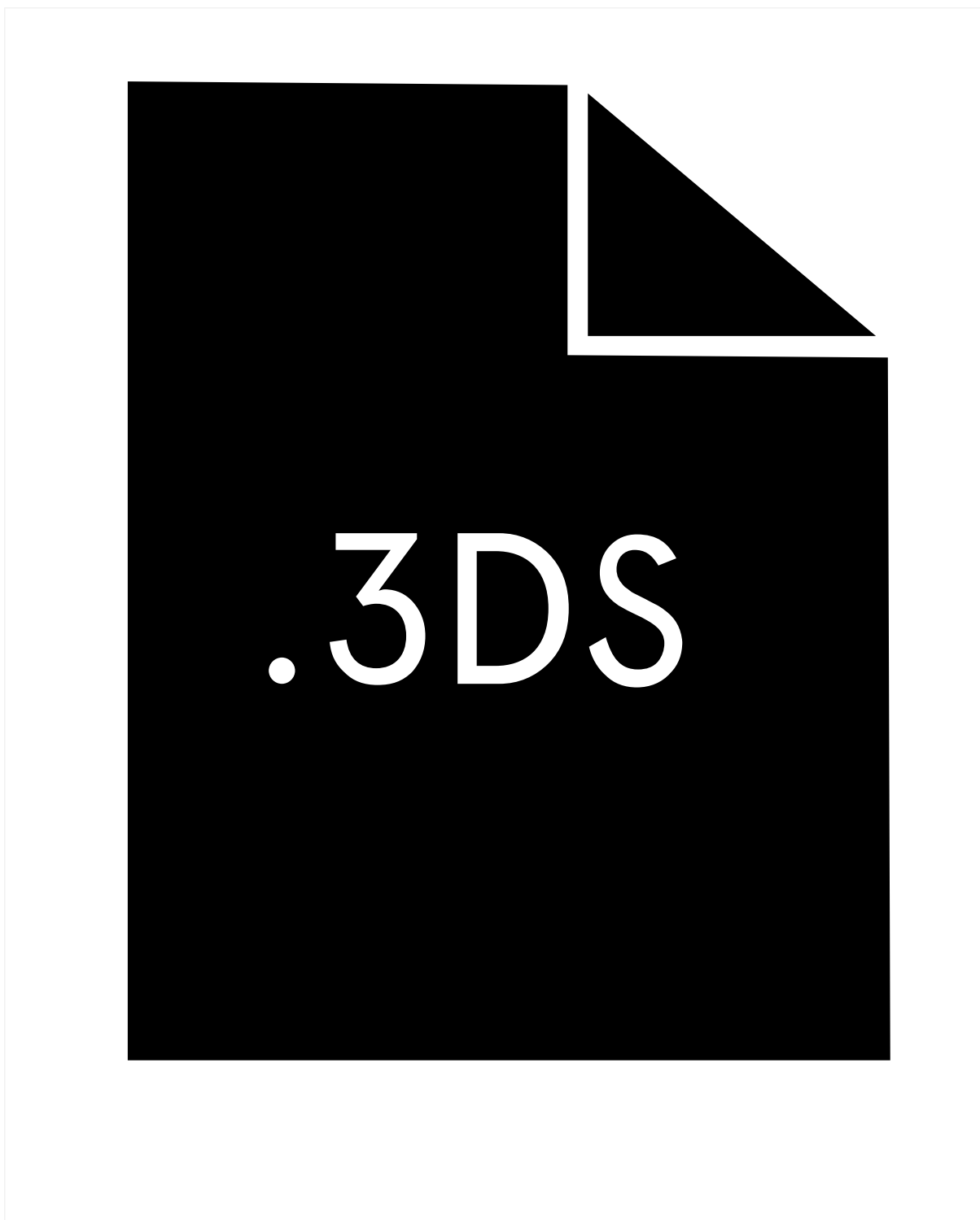


iron grey
(RAL 7011)




grey brown
(RAL 8019)


Download planning data




Sitting/standing table 3DS




Sitting/standing table DWG



Sitting/standing table FBX



Sitting/standing table OBJ



Sitting/standing table PLN



Sitting/standing table SKP