

CL2 Series



Incorporating technical progress into existing product lines is our constant endeavor. We have re-selected technical components, made design changes, while leaving the design and design features of the products unchanged.

Here are the main innovations in both CL2 product lines:

Technical improvements:

- Quiet motor: a very quiet motor (< 42 dB) ensures a more pleasant working atmosphere.

- New intuitive control element: The self-explanatory toggle switch and the control elements, which have won the Red Dot Design Award and the German Innovation Award, underline their outstanding quality and aesthetics.
- Large stroke range: Our CL2 series sit-stand table now also offers a large stroke range of 650 – 1280 mm to serve a larger user group and provide individual comfort.
- The CL2 series is available with fixed and sliding tops for comfort electrification. The usual choice of frame colors and finishes remain.


Good to know: The CL2 series as a compact class is very attractive in price.

Product features

Product family:

- Electric motorized sit-stand tables
- Optional C-foot or T-foot with slight curvature, high stability, foot shape square tube
- **Control element:** The control element is design-awarded and self-explanatory
- The operation is intuitive and barrier-free by toggle switch
- Premium collision protection: Our table is equipped with a premium collision protection as a standard feature
- Work tables with electromotive height adjustment: three-column (650 – 1280 mm). Large lifting range to serve a larger user group and provide individual comfort.
- Control element mounted in the frame, leaving the cable channel free: this provides a tidy look inside the cable channel and offers more space.
- Table top thicknesses: 19 and 25 mm
- **Columns and control**
- The electromotive tables move at a very comfortable speed of 50 mm/sec
- The drive is perceived as very quiet with a noise level of < 42 dB
- The power consumption is very low at 0.1W
- The start-up behavior of the tables is very quiet and smooth

Electrification

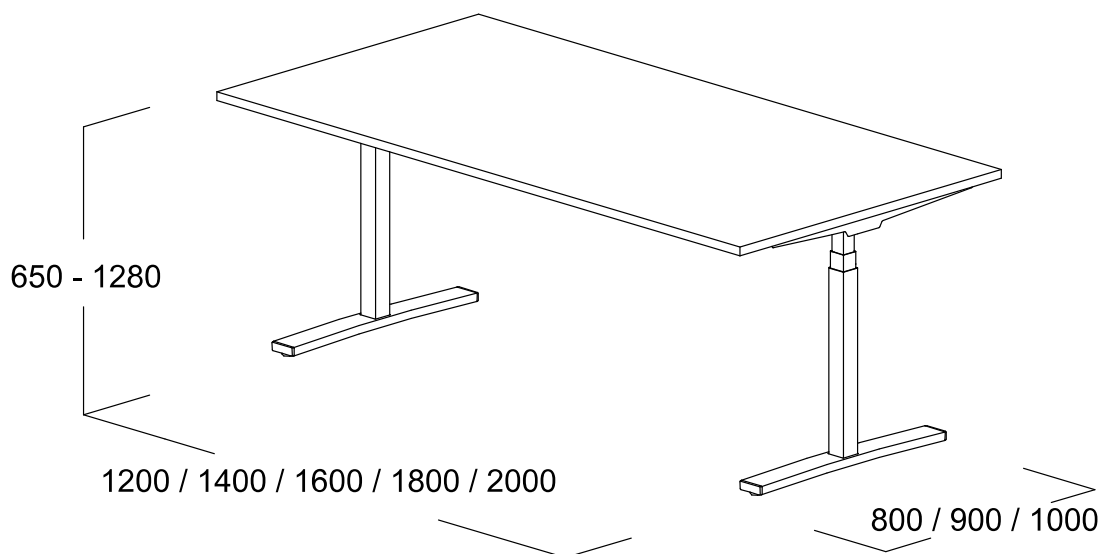


Electrification options

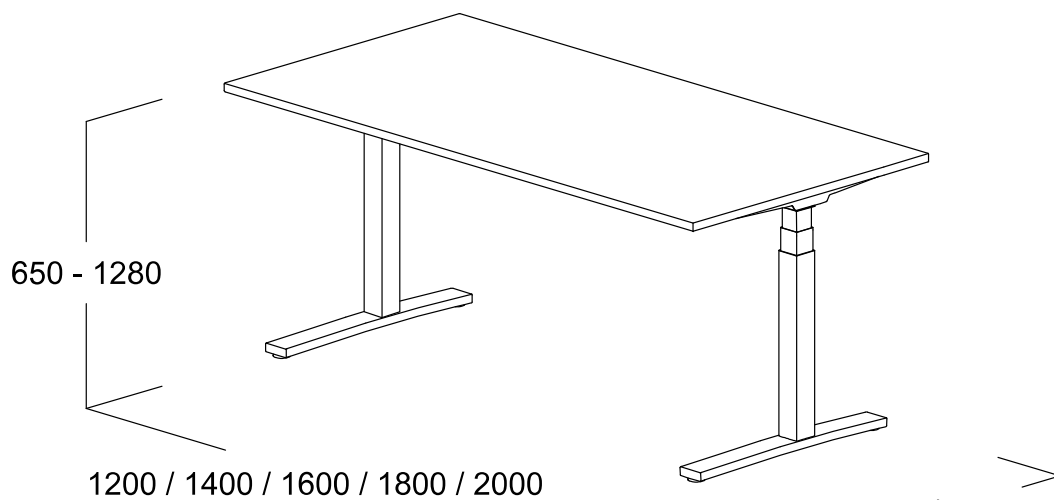
- Fixed table top with fold-down cable duct
- Sliding table top function optional with recessed brush seal at the rear edge of the table
- Cable duct free of control element – thus more space in the cable duct
- Clean cable management through flexible cable chain or cable stocking for guiding cables up to standing height as well as steel cable duct for invisible cable routing on the leg; handling: easily removable without tools through clip fastening
- Netbase: For direct, convenient access to power and data connections with brush for dust-proofing and for fixing cables (only with fixed table top)
- Netbox: Connections are directly accessible to the user at the table – can be individually equipped with power and data connections
- Cable outlets: round or angular (only with fixed table top), can also be attached to the rear edge of the table (with fixed table top and sliding table top)

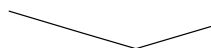
Dimensions

Reihe CL2 mit T-Fuß



Reihe CL2 mit C-Fuß






800 / 900

Colors and materials


frames



light white
(RAL 9016)



silver metallic



black

Surfaces: Genuine wood



maple



maple, oiled



whitewashed
oak



whitewashed
oak, oiled



oak



oak, oiled



beech



cherry wood



cherry wood,
oiled



walnut



walnut, oiled



smoked oak



black oak

Surfaces: Melamine



atlas white




cream white




soft white




light grey




Silk grey



grey brown



graphite




black



maple trim



oak light



beech light


Surfaces: lacquer




traffic white
(RAL 9016)




cream white
(RAL 9001)



silk grey
(RAL 7044)



iron grey
(RAL 7011)



grey brown
(RAL 8019)

