

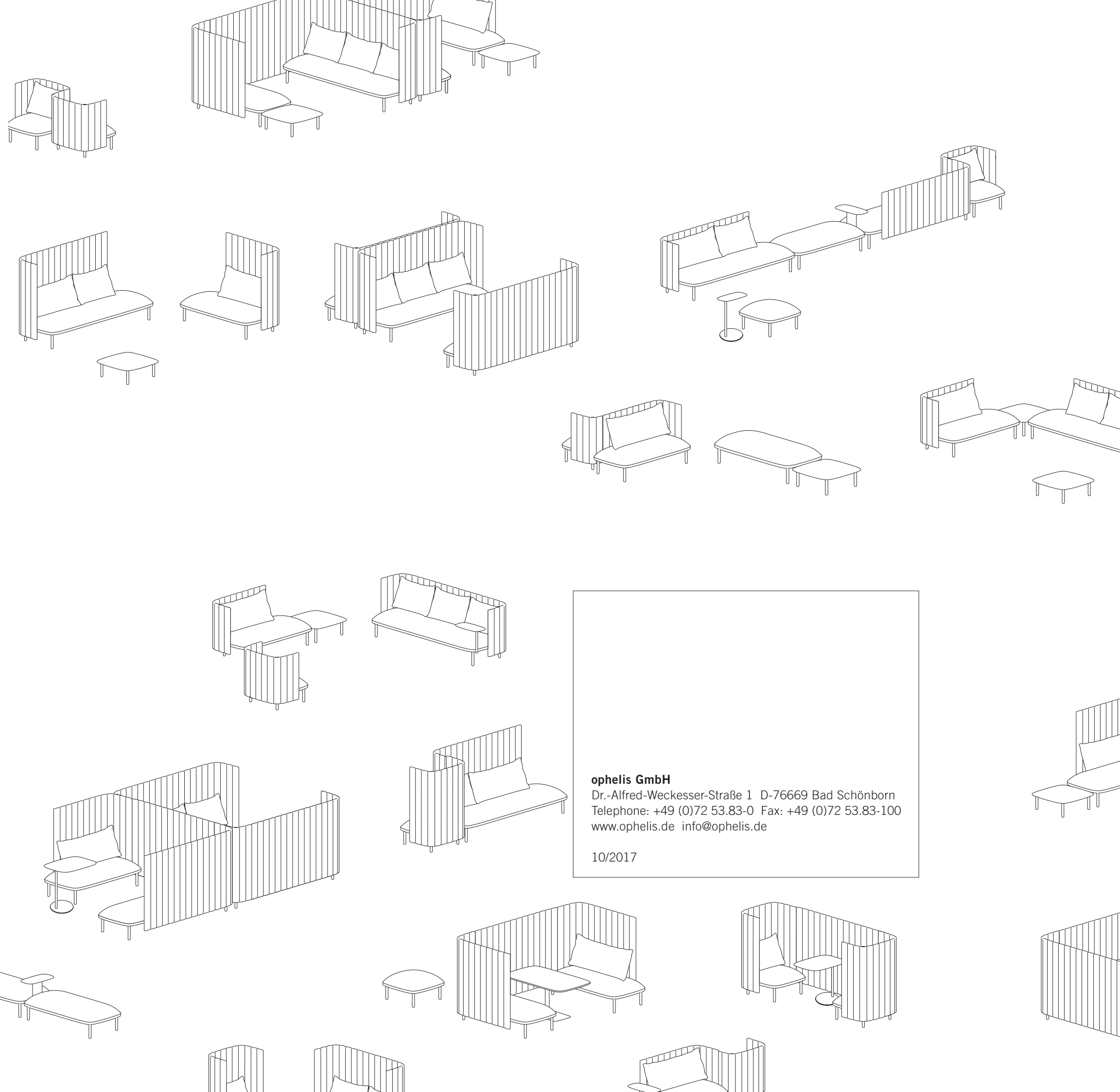
Airiness meets flexibility

The design of ophelis sum emphasises the core idea of the system: playful and easy to adapt to ever-changing work and room requirements. With just a few basic elements, ophelis sum can be employed in a number of ways when combined with colour and textile design. Stools, benches, armchairs and sofas can be endlessly recombined to form a range of different island configurations.

Seating can be arranged along one side only, facing one another or as an L-shaped, T-shaped or X-shaped layout. Versatile cabins in various sizes can also be configured, thus creating open or enclosed communication areas where teams and project groups can focus on exchanging their ideas. The system is complemented by matching add-on tables that can be fixed to the furniture or placed as freestanding units.

ADVANTAGES AT A GLANCE

- + Modular system: three core elements – base, partition screen and cushion for an airy and flexible lounge furniture system for configuring islands in a room
- + Clear, additive concept, which provides major scope for design with its seven frame colours and comprehensive range of textiles
- + Two different L- and U-shaped partition heights are used to create different shielding options
- + Different tables serve as flexible bridges, go-betweens and add-ons
- + Integrated power supply options



ophelis GmbH
 Dr.-Alfred-Weckesser-Straße 1 D-76669 Bad Schönborn
 Telephone: +49 (0)72 53.83-0 Fax: +49 (0)72 53.83-100
 www.ophelis.de info@ophelis.de

10/2017

Islands in a room – ophelis sum





ophelis sum – product idea

Base, partition screen and cushion: ophelis sum uses these three core elements, which can be added, removed and combined in a modular layout as desired. The seven frame colours along with a wide selection of fabrics result in a huge variety of design options, including stools, benches, armchairs, sofas and chaise longues.

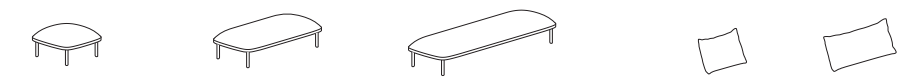
ophelis sum creates space for informal communication as well as retreat and concentration. Two different partition screen heights are used to create different shielding options, and can be configured either as an L- or U-shaped partition screen. ophelis sum offers integrated power supply options as well. ophelis sum creates individual island combinations that divide the room and bring a working environment to life – it is flexible, movable and can be adjusted to meet new requirements at any time.



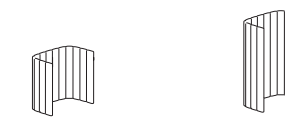
The ophelis sum modules

INDIVIDUAL MODULES

Base element, cushion



U-shaped partition screen for single-seater low & high



L- and U-shaped partition screen for two-seater low & high



L- and U-shaped partition screen for three-seater low & high



Side table, bridge-type table, add-on swivel table, add-on table floor, cabin table



PREDEFINED CONFIGURATIONS – CABINS FOR TWO TO SIX PERSONS

