

ophelis docks – design freedom

ophelis docks is more than just the answer to current functional changes in the office as a workstation. It is also the answer to new “emotional” requirements: an office is an inspiring place with extroverted and introverted elements and permits different work practices to be employed.

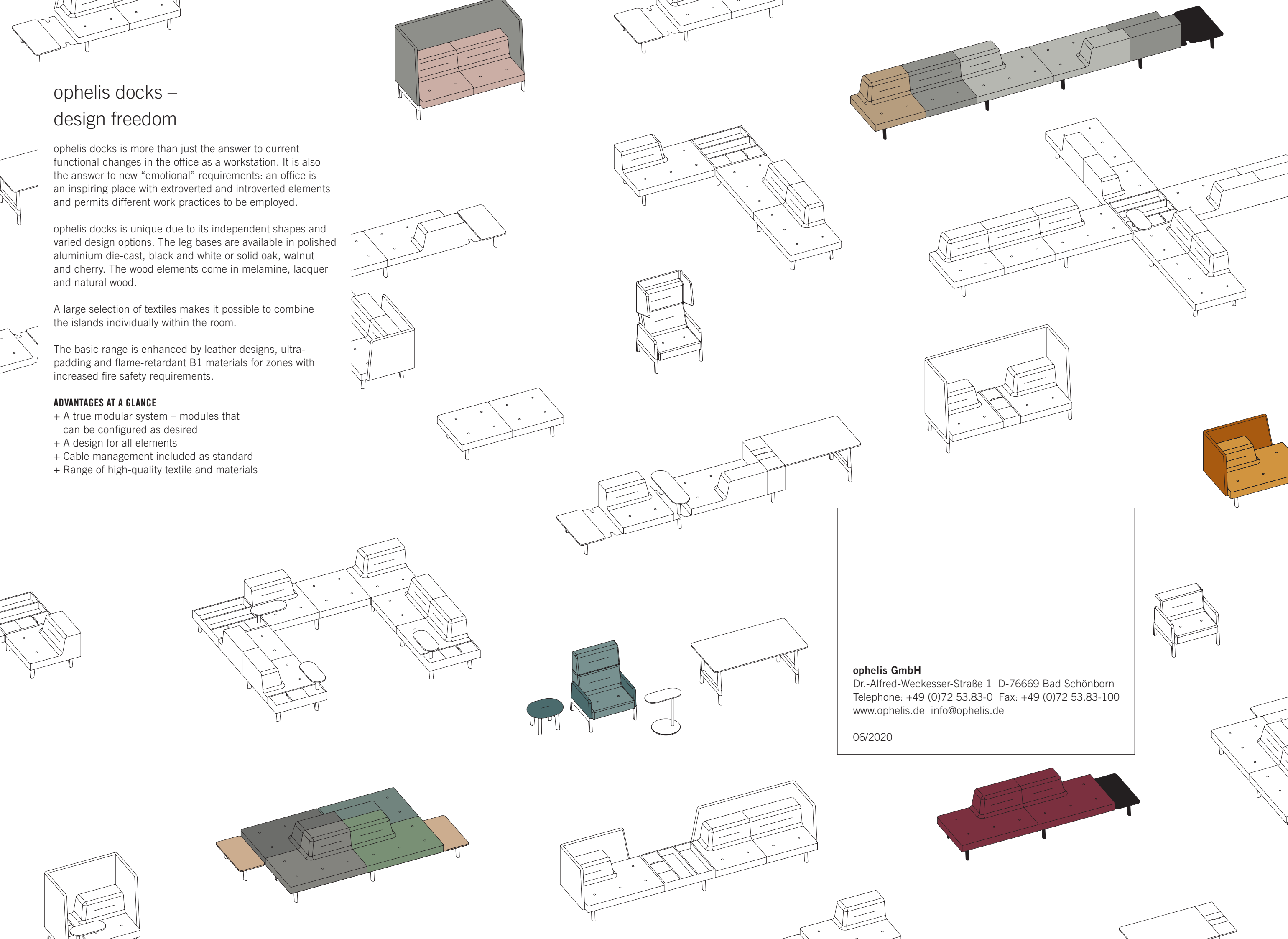
ophelis docks is unique due to its independent shapes and varied design options. The leg bases are available in polished aluminium die-cast, black and white or solid oak, walnut and cherry. The wood elements come in melamine, lacquer and natural wood.

A large selection of textiles makes it possible to combine the islands individually within the room.

The basic range is enhanced by leather designs, ultra-padding and flame-retardant B1 materials for zones with increased fire safety requirements.

ADVANTAGES AT A GLANCE

- + A true modular system – modules that can be configured as desired
- + A design for all elements
- + Cable management included as standard
- + Range of high-quality textile and materials



ophelis GmbH
 Dr.-Alfred-Weckesser-Straße 1 D-76669 Bad Schönborn
 Telephone: +49 (0)72 53.83-0 Fax: +49 (0)72 53.83-100
 www.ophelis.de info@ophelis.de

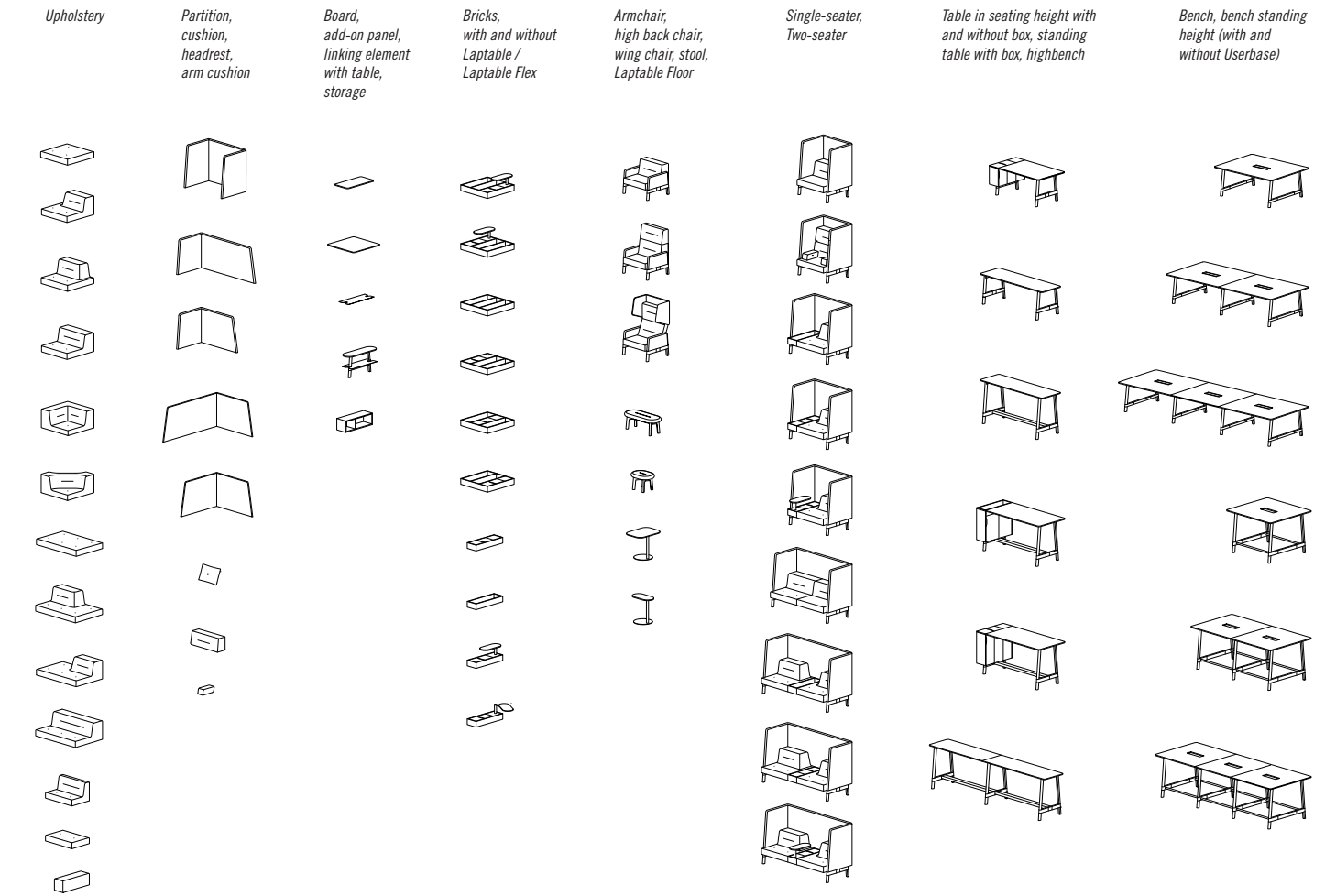
06/2020

Islands in a room – ophelis docks





The ophelis docks modules

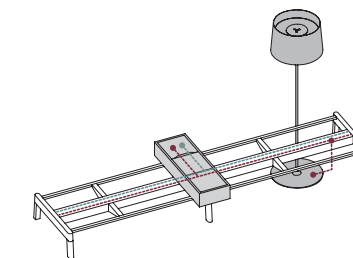


ophelis docks is designed as a modular furniture system which can be combined in different ways to create a wide range of islands in a room. It creates connections and transitions and serves as a place of retreat or communicative meeting point. The modules can be combined to shield individuals from sight and sound, or arranged as open-plan areas.

The portfolio comprises a variety of upholstered modules with or without shielding, as well as tables in lounge, sitting or standing height which can be arranged in a number of different ways. "Bricks" are another part of the system – containers and lap tables for comfortable working areas and cable routing for plug-and-work stations. Boards and add-on panels complete the system.

ELECTRIFICATION

Intelligent cable management turns ophelis docks into an ideal workstation: the continuous beam always incorporates cable routing for the power and data supply. Power and data are fed to users through e-box and userbase.



OPHELIS DOCKS WITH PARAVENTO HUB

Two-seater and four-seater compartment with and without table

